



# MANGO LANGUAGES

---

**MANGO** is an online language-learning tool that teaches conversation skills, grammar and understanding in over 70 languages. Courses include both conversation & grammar goals. ESL courses are also available.

## ACCESS

Available both on the Legislative Precinct and at home from the Legislative Library's webpage [E-Resources for MLAs and Assembly Staff](#)

For use on mobile devices and tablets, the free Mango Languages app is available through the [Apple App Store](#) or [Google Play](#).

## SYSTEM REQUIREMENTS

- Speakers or headphones. Microphone optional.
- Mango is compatible with all browsers, but it is recommended to use the most updated version of Firefox, Google Chrome, or Edge.

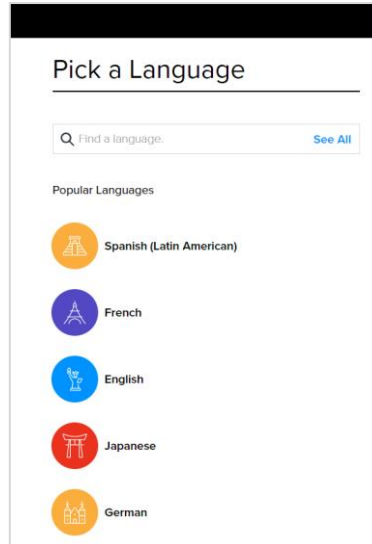
## SIGN UP FOR AN ACCOUNT

If you are using the Mango languages app, make sure you **first sign up through the library's website** using the below instructions:

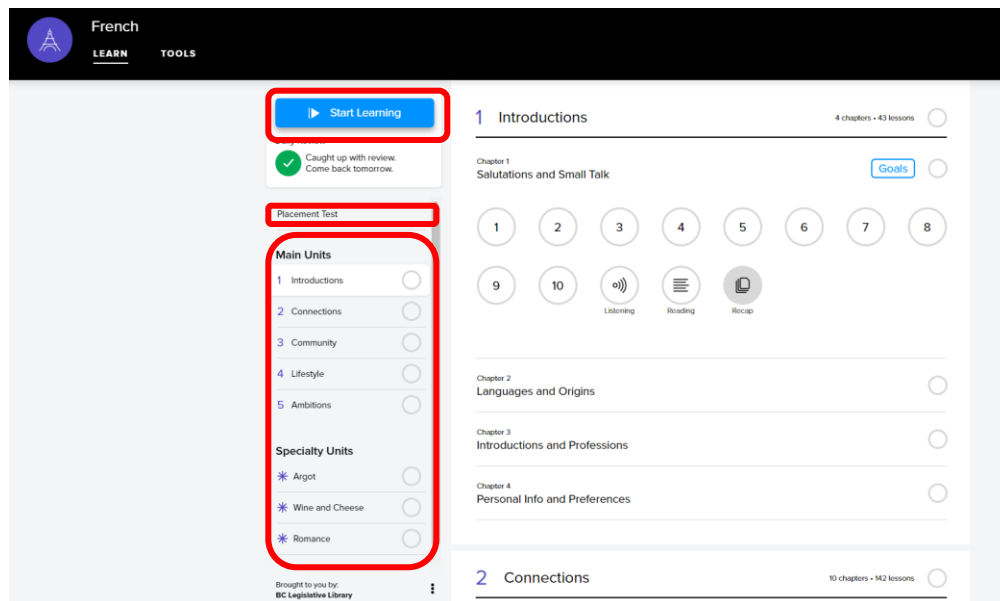
1. From the Legislative Library's webpage, click on this link: [E-Resources for MLAs and Assembly Staff](#)
2. Click on **'Language Learning'** and then **'Mango'**.
3. To make an account, click on **'Sign up'** near the bottom of the page.
4. Fill out the form using your **@leg.bc.ca email address** and create a unique password (please do not use your Legislative Assembly password).
5. An activation email will be sent to your email account. It may go to your junk mail or spam filter, so check there if you don't receive an email. Open the email and click the link.
6. You will be sent a confirmation email. Open the link and enter your email and password. Now you're ready to start using Mango!

## USING MANGO

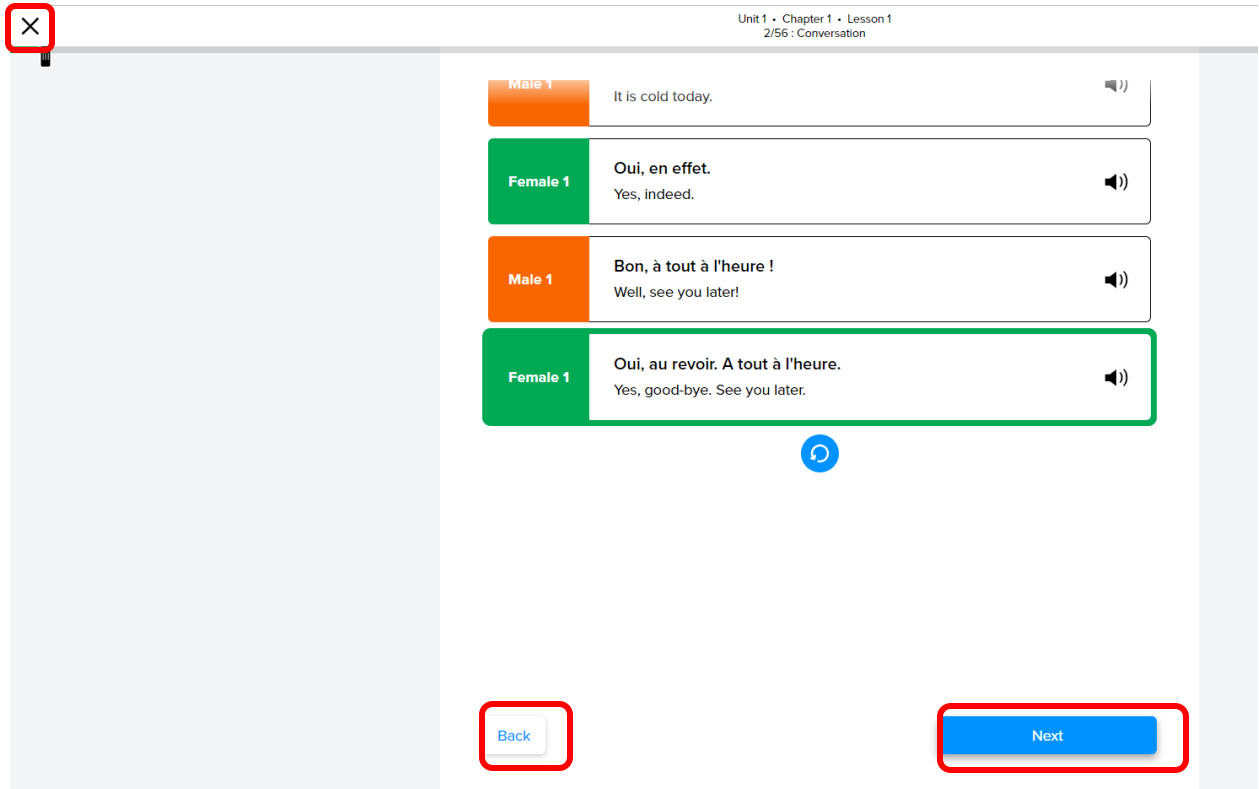
1. First time users will be presented with the **Languages page**. Select the language you wish to learn or click **'See All'** to see the complete listing of available languages. To view ESL courses, click on English and select your native language.



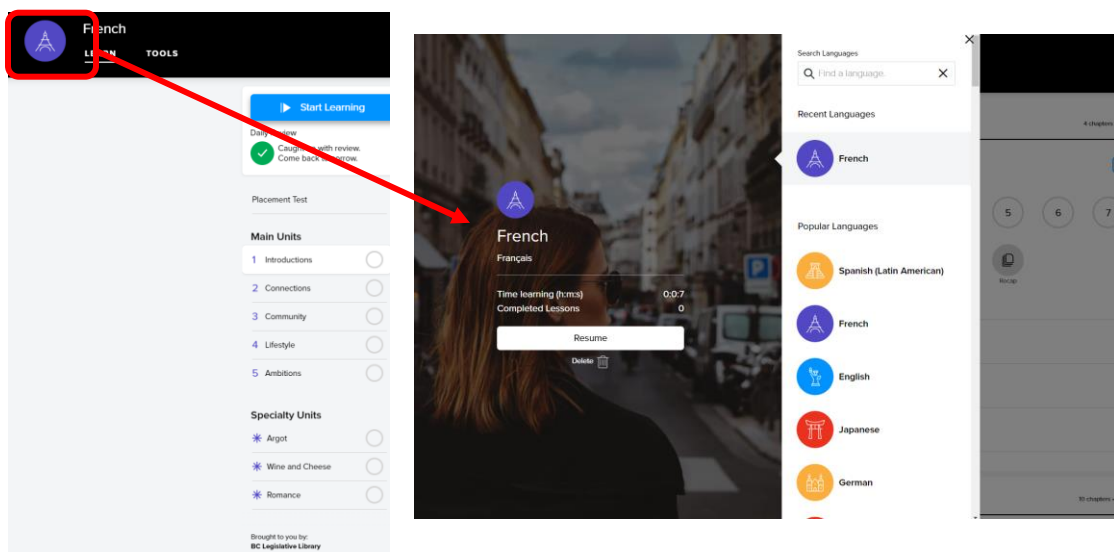
2. Once you select a language, you will be presented with a course. **Course units** will be displayed on the left-hand navigation bar. Click **'Start Learning'** on the top left to begin. Alternately, select a unit based on your experience level. Some courses will give you the option to take a **placement test** if you are unsure of your level.



- Use the navigation buttons at the bottom to proceed through the course. To exit, click on the top left X.



- To change language, exit the course you're in and from the main page click on the top left **language icon** (a coloured circle with an icon in the middle) then select a different language. You may also click on your name in the top right and select '**Change Language**' from the drop-down menu.



5. A **video guide** for navigating Mango languages may be found here: [Full Tutorial | Mango Languages - YouTube](#)